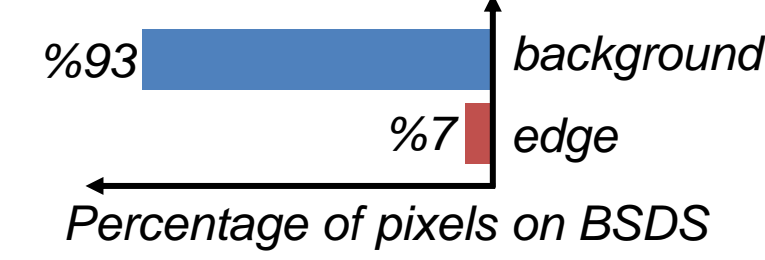


Introduction

Two Main Problems in Edge Detection:

Problem (P1): Heavy imbalance between positive and negative classes.

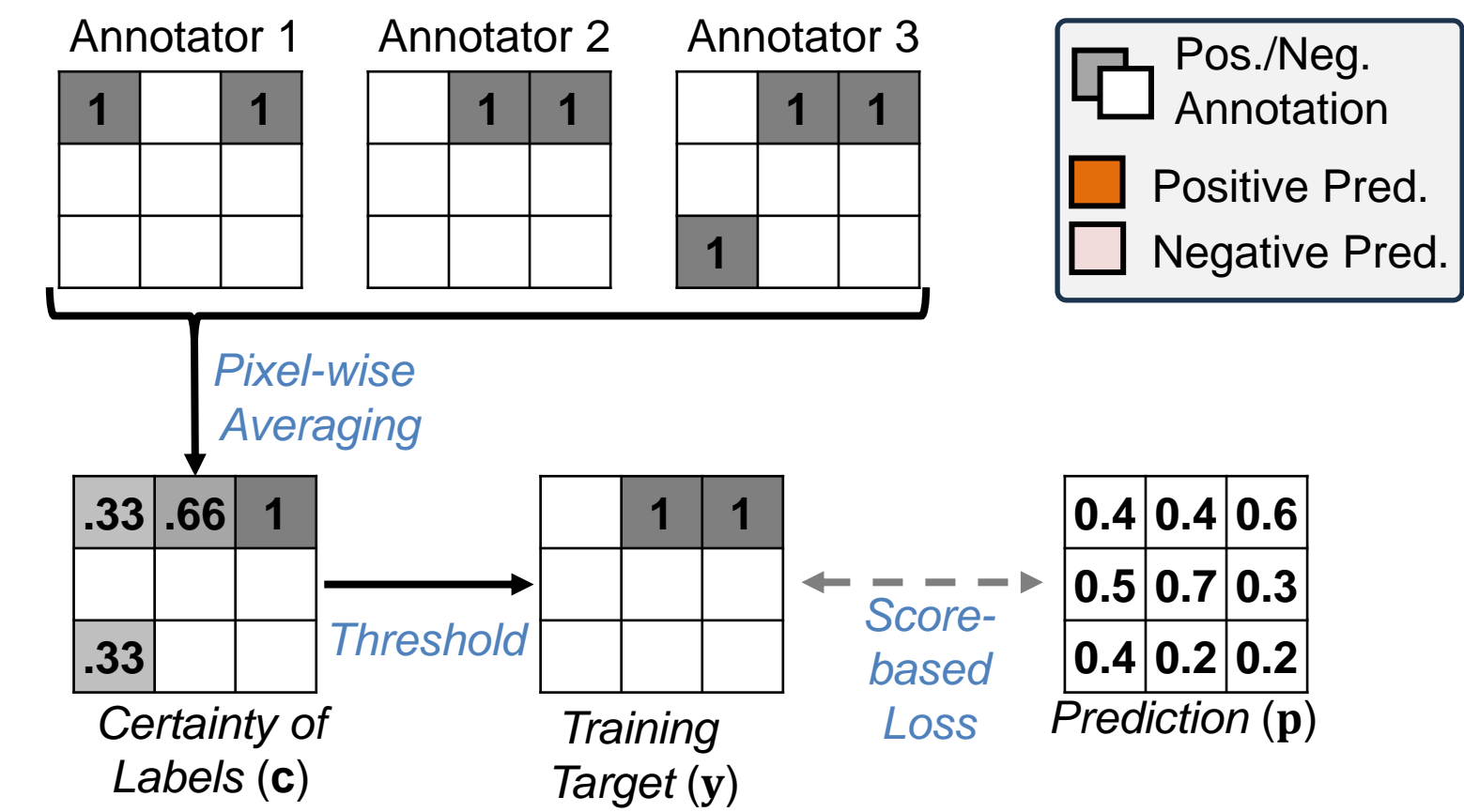


Problem (P2): Label uncertainty due to multiple annotations.



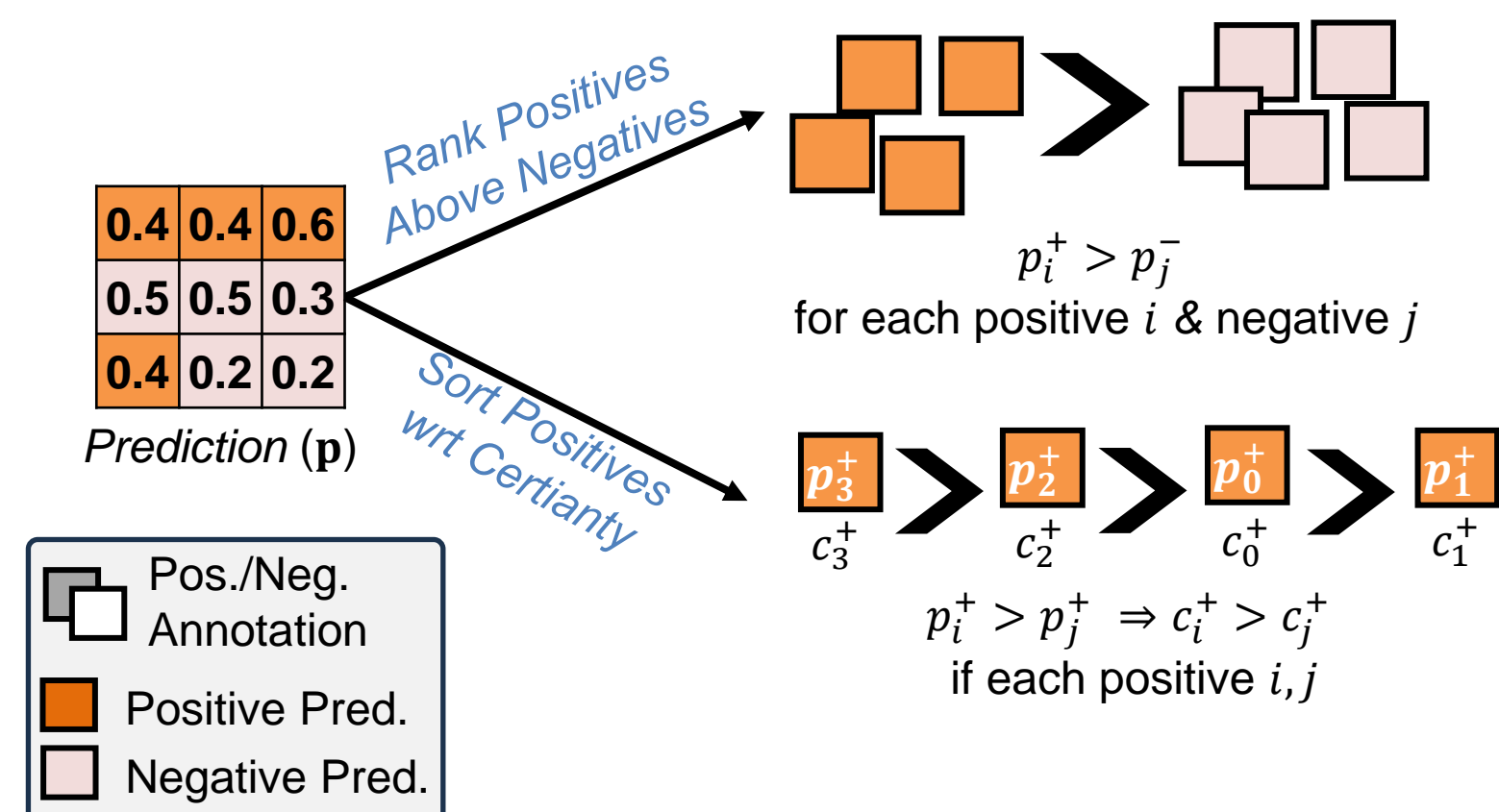
Existing Solutions:

For P1: Class-balanced Cross-Entropy.
For P2: Thresholding after pixel-wise averaging.



Our Ranking-based Edge Detection (RankED):

For P1: Rank positives above negatives.
For P2: Sort positives wrt. uncertainty.



RankED: Ranking-based Edge Detection

Ranking positives above negatives ($\mathcal{L}_{\text{Rank}}$):

$$\mathcal{L}_{\text{Rank}} = 1 - \text{AP} = 1 - \frac{1}{|\mathcal{P}|} \sum_{i \in \mathcal{P}} \frac{\text{rank}^+(i)}{\text{rank}(i)}$$

Rank Among Positives

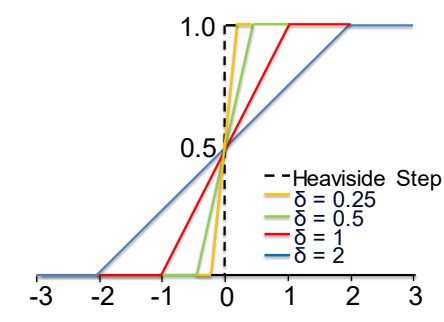
$$\text{rank}^+(i) = \sum_{j \in \mathcal{P}} H(x_{ij})$$

Rank Among All

$$\text{rank}(i) = \sum_{j \in \mathcal{P} \cup \mathcal{N}} H(x_{ij})$$

Interpolated Step:

$$H(x) = \begin{cases} 0, & x < -\delta \\ \frac{x}{2\delta} + 0.5, & -\delta \leq x \leq \delta \\ 1, & \delta < x \end{cases}$$



Score Differences:
 $x_{ij} = p_j - p_i$

Sorting Positives wrt their Uncertainties ($\mathcal{L}_{\text{Sort}}$):

$$\mathcal{L}_{\text{Sort}} = \frac{1}{|\mathcal{P}|} \sum_{i \in \mathcal{P}} (\ell_{\text{Sort}}(i) - \ell_{\text{Sort}}^*(i))$$

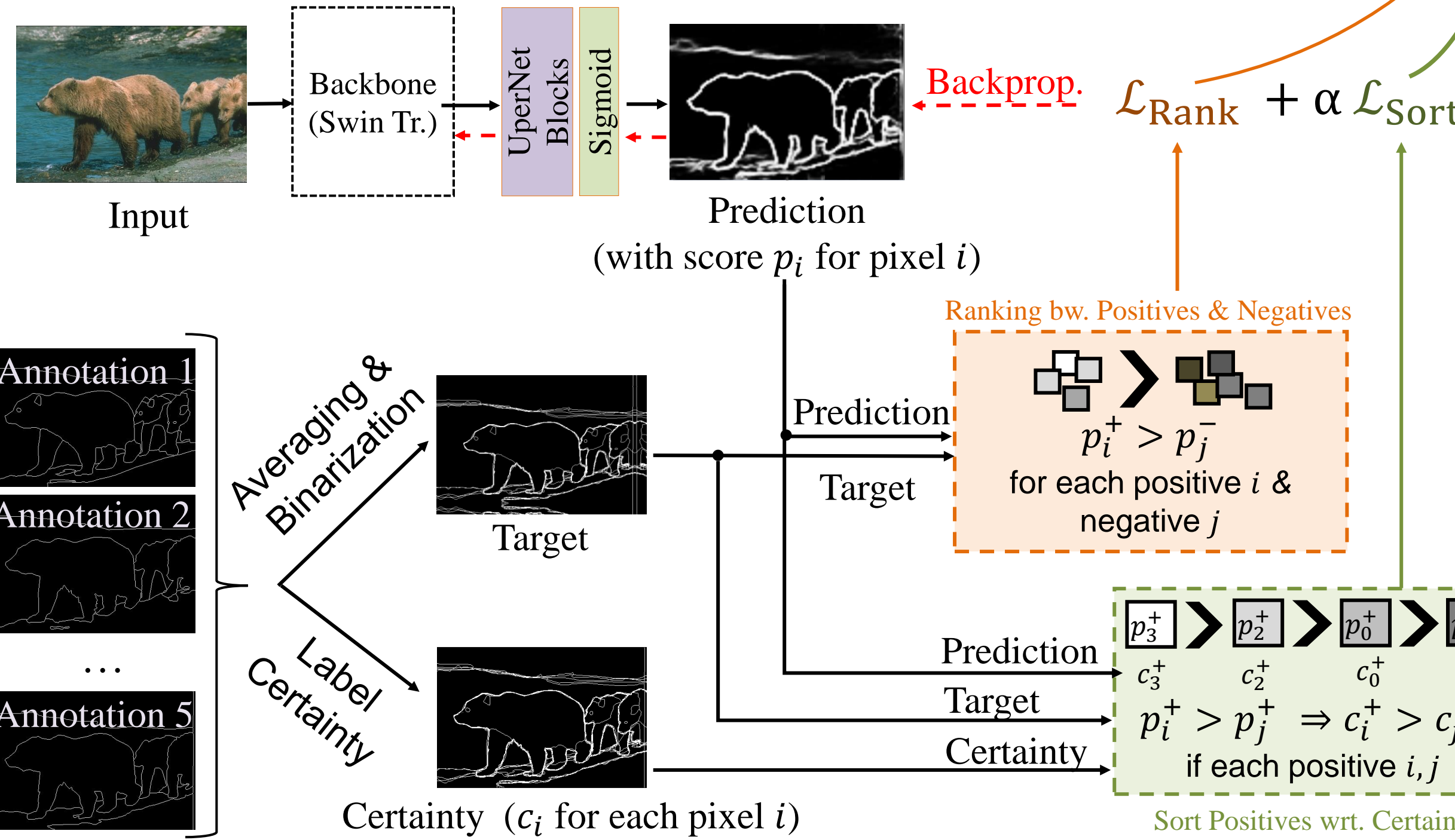
Label Certainty for Pixel i (c_i):

$$c_i = \frac{1}{n} \sum_a CP(\hat{y}_i, y^a, d)$$

i.e., avg. of label annotations in a d -vicinity

$$\ell_{\text{Sort}}(i) = \frac{1}{\text{rank}^+(i)} \sum_{j \in \mathcal{P}} H(x_{ij})(1 - c_j)$$

$$\ell_{\text{Sort}}^*(i) = \frac{\sum_{j \in \mathcal{P}} H(x_{ij})[c_j \geq c_i](1 - c_j)}{\sum_{j \in \mathcal{P}} H(x_{ij})[c_j \geq c_i]}$$



Quantitative Results

Method	ODS	OIS	AP
PidiNet (ICCV' 21)	.733	.747	.715
EDTER (CVPR' 22)	.774	.789	.797
ACTD (Neurocomp.' 23)	.762	.774	-
RANKED (R)	.780	.793	.826

(a) NYUD

FCL-Net (NN' 22)	.807	.822	-
EDTER (CVPR' 22)	.824	.841	.880
UAED (CVPR' 23)	.829	.847	.892
ACTD (Neurocomp.' 23)	.817	.836	.839
RANKED (R)	.822	.838	.886
RANKED (R+S)	.824	.840	.895

(b) BSDS

PiDiNet (ICCV' 21)	.855	.860	-
FCL-Net (NN' 22)	.875	.880	-
EDTER (CVPR' 22)	.894	.900	.944
UAED (CVPR' 23)	.895	.902	.949
CHRNet (Pat. Rec.' 23)	.907	.922	-
ACTD (Neurocomp.' 23)	.890	.905	-
RANKED (R)	.951	.953	.962
RANKED (R+S)	.962	.965	.973

(c) Multicue (Edge)

PiDiNet (ICCV' 21)	.818	.830	-
FCL-Net (NN' 22)	.834	.840	-
EDTER (CVPR' 22)	.861	.870	.919
UAED (CVPR' 23)	.864	.872	.927
CHRNet (Pat. Rec.' 23)	.859	.863	-
ACTD (Neurocomp.' 23)	.852	.863	-
RANKED (R)	.954	.958	.992
RANKED (R+S)	.963	.967	.995

(d) Multicue (Boundary)

Comparison with Traditional Losses

Dataset	Loss	ODS	OIS	AP
NYUD	CE _{CB}	.775	.789	.802
	CE + DICE	.779	.791	.807
	RankED (R)	.780	.793	.826
BSDS	CE _{CB}	.820	.831	.871
	CE + DICE	.821	.836	.872
	RankED (R)	.822	.838	.886
	RankED (R + S)	.824	.840	.895

Visual Results



Acknowledgement & References

Acknowledgments: We gratefully acknowledge the computational resources provided by METU-ROMER, Center for Robotics and Artificial Intelligence, Middle East Technical University.

References: Kean Chen, Weiyao Lin, Jianguo Li, John See, Ji Wang, and Junni Zou. AP-loss for accurate one-stage object detection. PAMI 2020.

Kemal Oksuz, Baris Can Cam, Emre Akbas, and Sinan Kalkan. Rank & sort loss for object detection and instance segmentation. ICCV 2021.

